# MSB* 系列

## 阻擋氣壓缸

## 規格：

| 型號 | MSB* | |
|---|---|---|
| 使用流體 | 空氣 | |
| 使用壓力範圍 | 2~9.9kgf/cm$^2$ | |
| 耐壓力 | 15kgf/cm$^2$ | |
| 周圍溫度 | −5℃~＋60℃ (不凍結) | |
| 給油 | 不需給油 | |
| 緩衝裝置 | NBR 緩衝墊片 | |
| 感應開關 | RCA for φ50 | RCB, RCE, RCE1 |
| 感應開關固定座 | HS | |

## 配管參考：

單動型

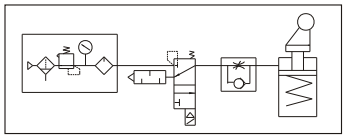

複動型

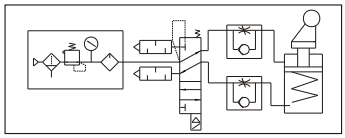

## 訂購代號：

**MSBD − 32 − 20 − (L − K − L) − BSP**

（僅適用MSBD φ50-30）

- MSBD：型號
- 32：氣缸內徑 (mm)
- 20：行程
- L：緩衝器荷重強度
- K：槓桿保持座
- L：通過固定板
- BSP：配管口螺牙

**緩衝器荷重強度**

| | | |
|---|---|---|
| L | 輕量型 | 紅 |
| M | 標準型 | 黃 |
| H | 強力型 | 綠 |

**配管口螺牙**

無：PT牙
**BSP**：BSP牙
**NPT**：NPT牙

**型號**

| 氣缸型式 | | 操作方式 | 內徑—行程 | 磁石 | 感應開關 | 重量 |
|---|---|---|---|---|---|---|
| MSBD | 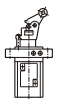 | 複動附彈簧 | φ32-20 | ○ | RCE, RCE1 | 740 g |
| | | 滾輪附緩衝阻擋 | φ50-30 | ○ | RCA | 1800 g |
| | | | φ63-30 | ○ | RCB, RCE, RCE1 | 3680 g |
| | | | φ80-40 | ○ | | 6820 g |
| MSBR | | 單動 (常時出) | φ20-20 | ○ | RCB | 250 g |
| | | | φ32-20 | ○ | RCE, RCE1 | 740 g |
| | | 滾輪阻擋 | φ40-30 | × | — | 1400 g |
| | | | φ50-30 | × | — | 1800 g |
| MSBS | | 複動 | φ20-10 | ○ | RCB | 192 g |
| | | | φ32-20 | ○ | RCE, RCE1 | 720 g |
| | | 直接阻擋 | φ50-30 | ○ | RCA | 1850 g |

# 輸送台控制氣壓缸

## 油壓緩衝器

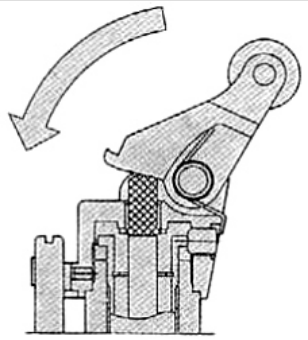

內裝一油壓緩衝器，使移動過來的物件，進行和緩的阻擋與停止。

## 槓桿保持機構

此機構可使槓桿保持在垂直固定狀態，藉由進氣縮回軸心，使槓桿恢復自由狀態。

## 阻擋機構

阻擋機構藉由引導桿的引導，皆固定在同一方向，不會產生旋轉。

## 輕鋁合金

氣缸的主要零件皆由鋁合金壓鑄而成，因此更輕巧、節省空間。

## 通過固定板

物件需連續通過氣壓缸時，可選用安裝通過固定板；此時槓桿是處於〝OFF〞狀態，也就是物件可通過。



## 電磁閥及感應開關

氣壓缸上可直接安裝3口或5口電磁閥及感應開關



## MSBD φ32-20

容許阻擋能力表

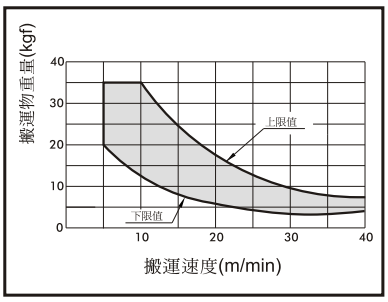


## MSBD系列

常用橫荷重表

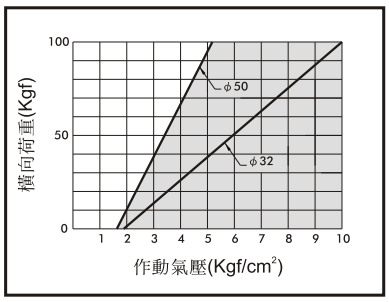


## MSBD φ50-30

容許阻擋能力表

**L**(輕量型)

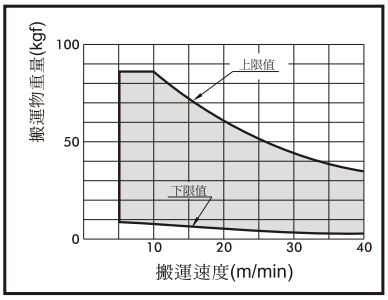


**M**(標準型)

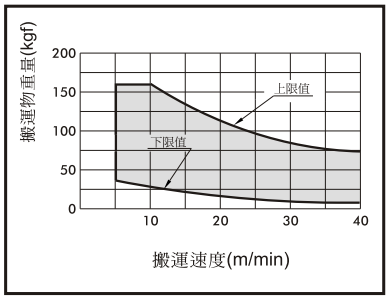


**H**(強力型)

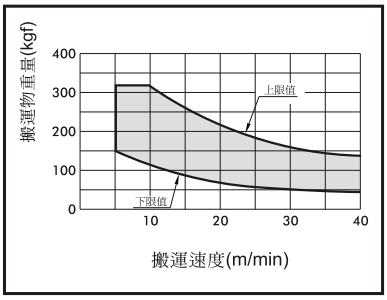


## MSBD φ 63-30
## MSBD φ 80-40

容許阻擋能力表

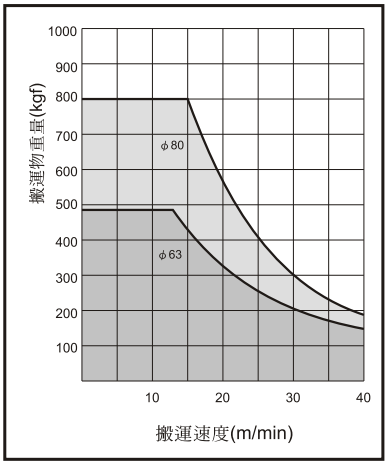


常用橫荷重表

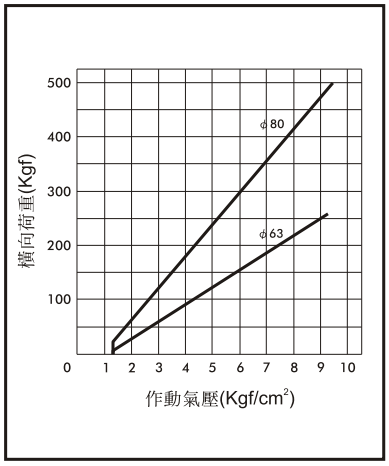

# MSBD 外觀尺寸 φ32, φ50

## 阻擋氣壓缸

Mindman

### MSBD φ32-20

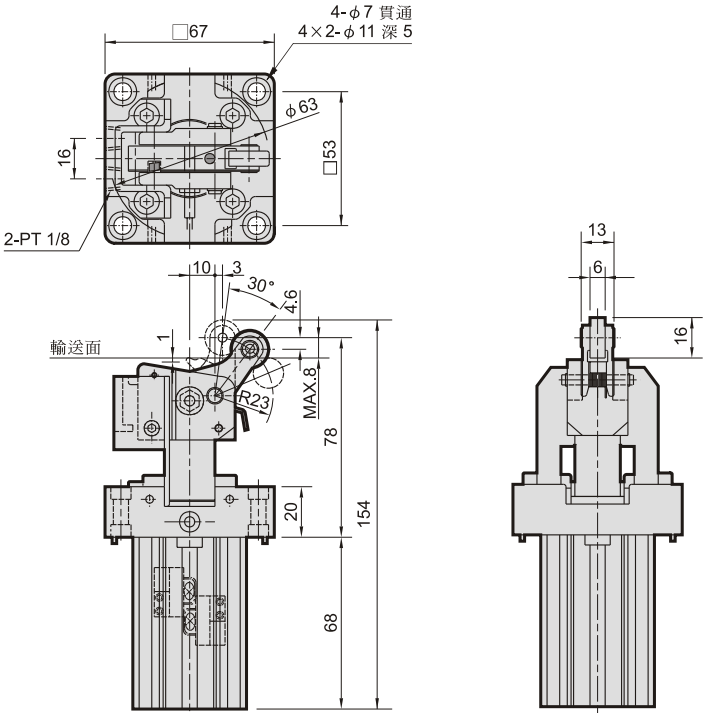


### MSBD φ50-30

選用配件

MSBD-φ50×30-K
槓桿保持機構

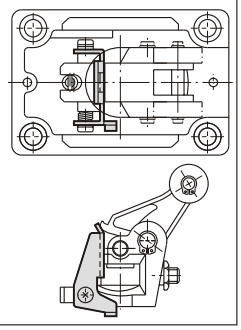

MSBD-φ50×30-L
通過固定板

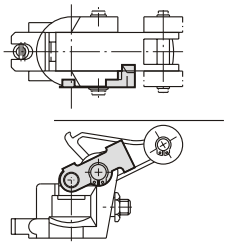

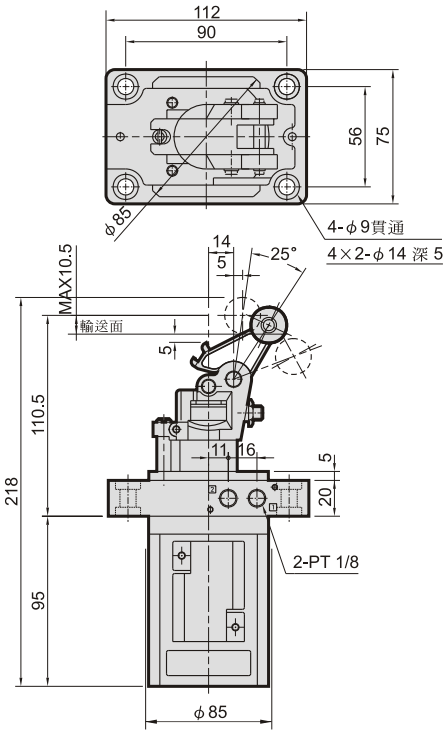

# MSBD 外觀尺寸 φ63, φ80

## 阻擋氣壓缸

Mindman

### MSBD φ63-30
### MSBD φ80-40

選用配件

MSBD-φ63-30-K
MSBD-φ80-40-K
槓桿保持機構

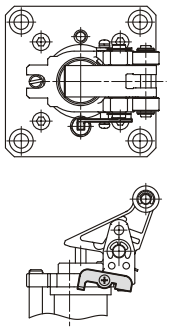

MSBD-φ63-30-L
MSBD-φ80-40-L
通過固定板

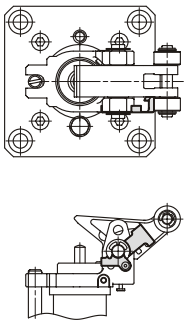

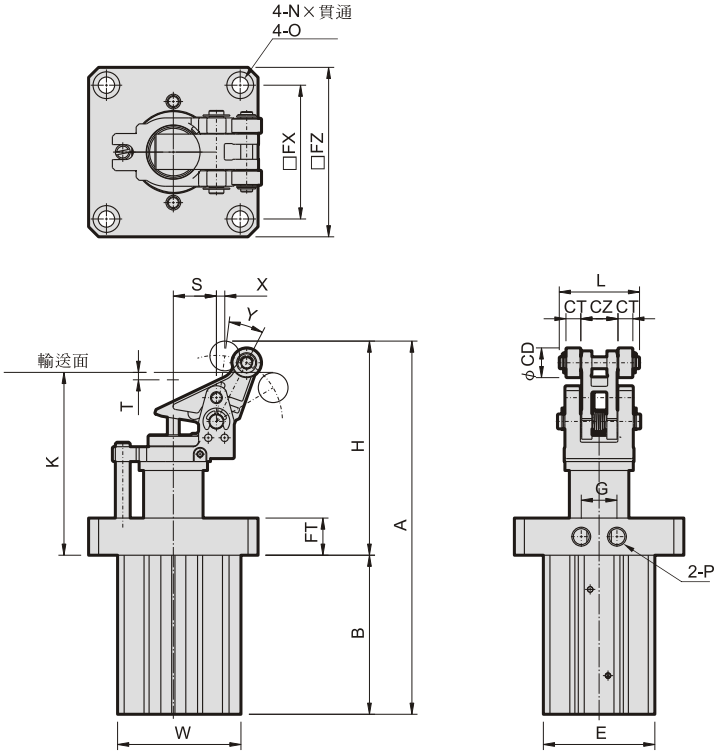


| 氣缸內徑 | 行程 | A | B | CD | CT | CZ | E | FT | FX | FZ | G | H | K | L | N | O | P | S | T | W | X | Y |
|---|---|---|---|---|---|---|---|---|---|---|---|---|---|---|---|---|---|---|---|---|---|---|
| 63 | 30 | 251 | 107 | 20 | 10 | 25 | 75 | 25 | 90 | 114 | 24 | 144 | 123 | 54 | φ11 | 18×6 深 | PT 1/4 | 29 | 5 | 83 | 6 | 20° |
| 80 | 40 | 322.5 | 145 | 25 | 12 | 30 | 94 | 25 | 110 | 140 | 24 | 177.5 | 150 | 63 | φ13 | 20×6 深 | PT 1/4 | 36 | 4 | 102 | 8 | 22° |

# MSB* 性能圖表 φ20~φ50

## 阻擋氣壓缸

Mindman

### MSBR
容許阻擋能力表

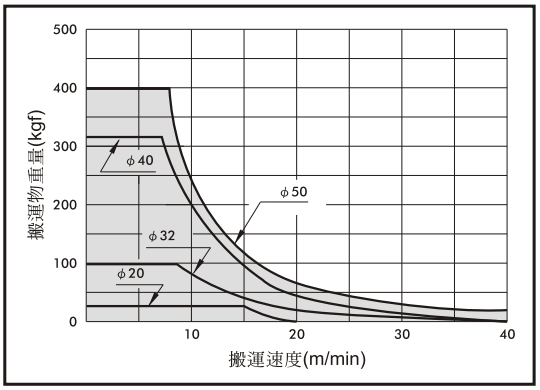


### MSBR
常用橫荷重表

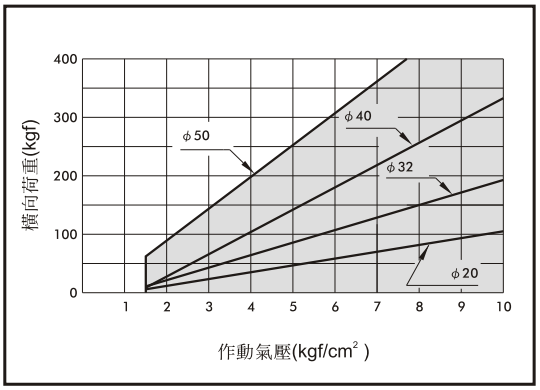


### MSBS
容許阻擋能力表

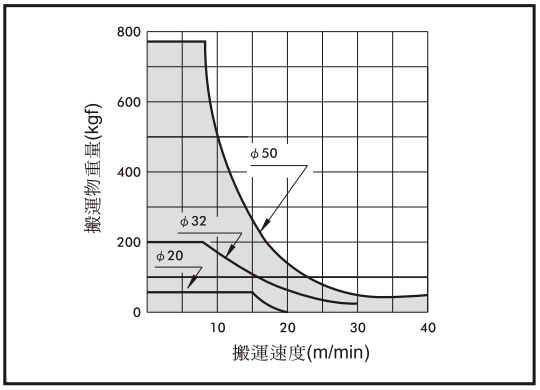


### MSBS
常用橫荷重表

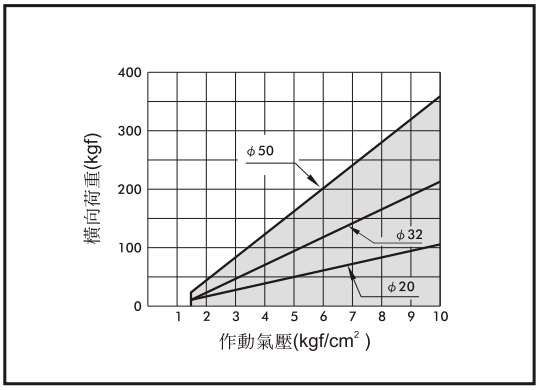

# MSBR 外觀尺寸 φ20~φ32

## 阻擋氣壓缸

Mindman

### MSBR φ20-20

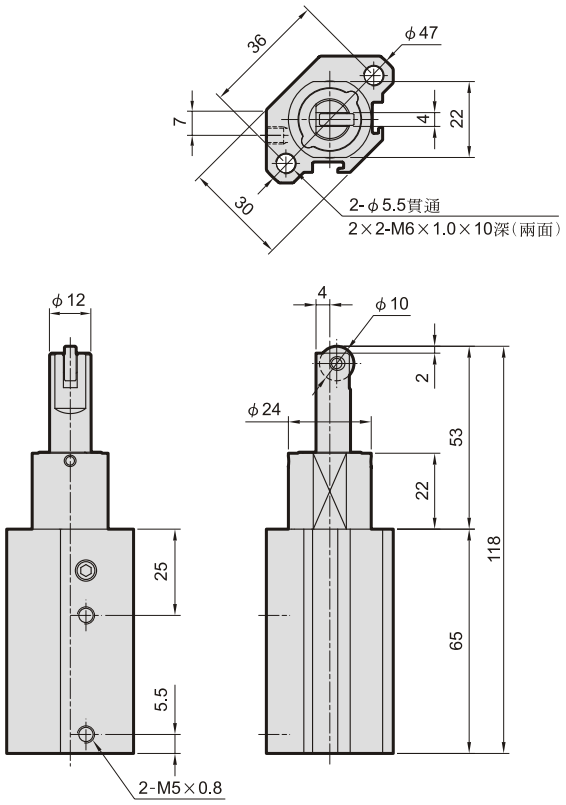


### MSBR φ32-20

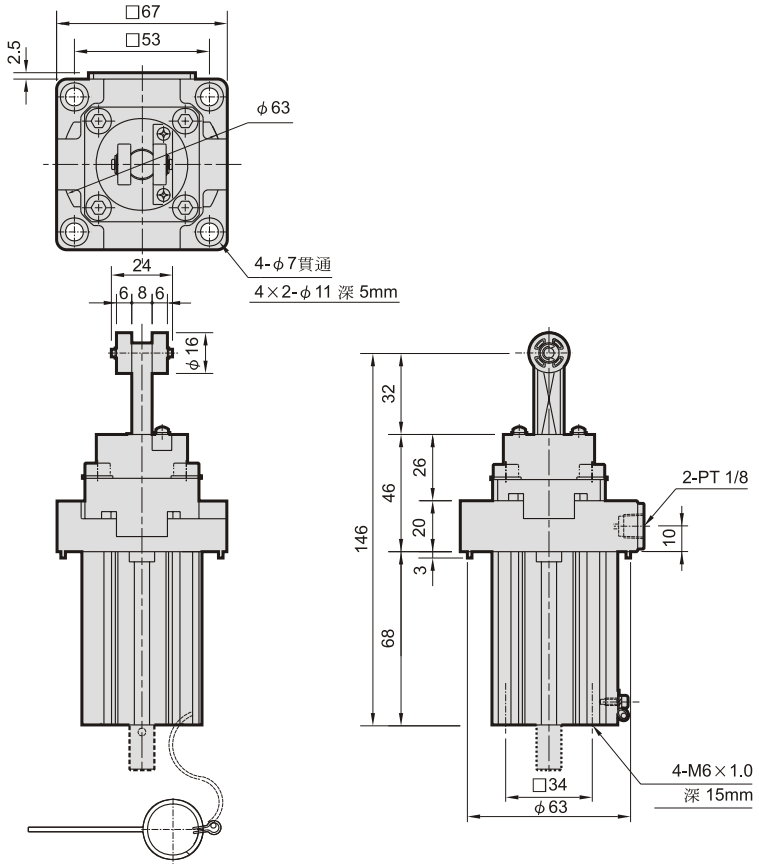

# MSBR 外觀尺寸 φ40~φ50

## 阻擋氣壓缸

Mindman

### MSBR φ40-30

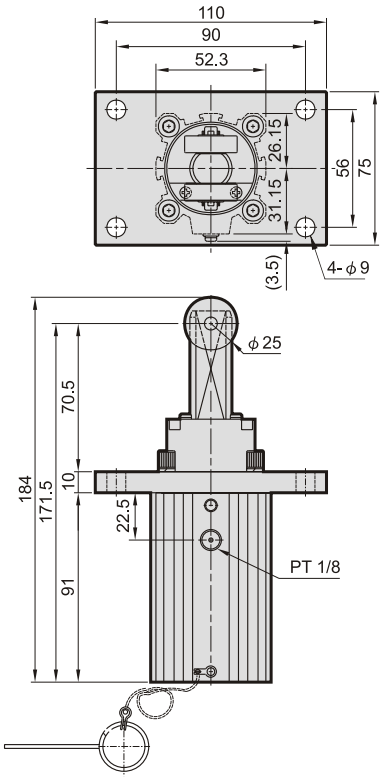


### MSBR φ50-30

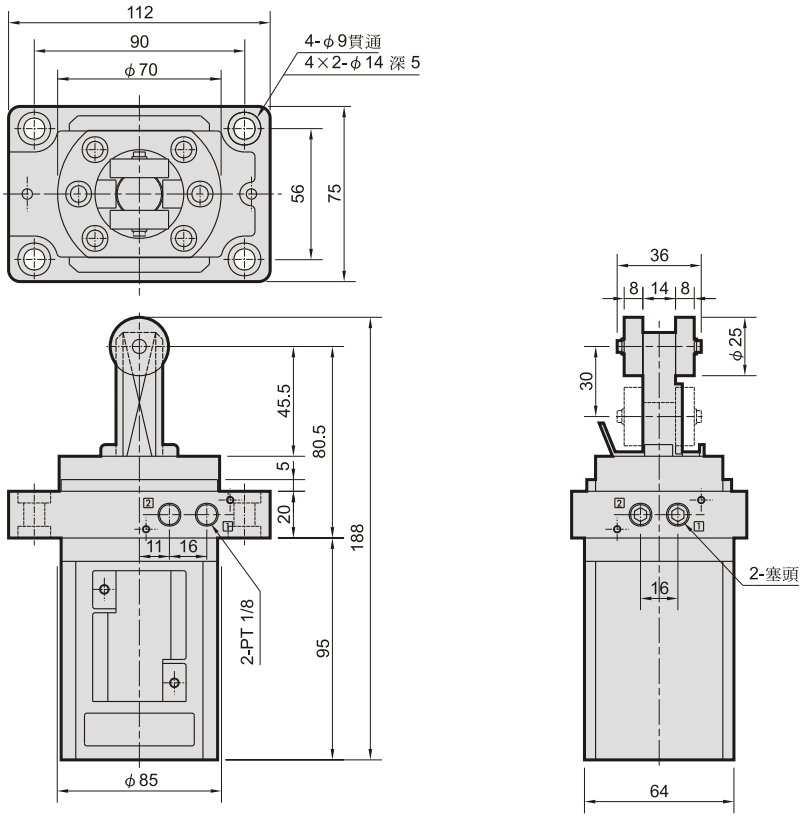

# MSBS 外觀尺寸 φ20~φ50

## 阻擋氣壓缸

Mindman

### MSBS φ20-10

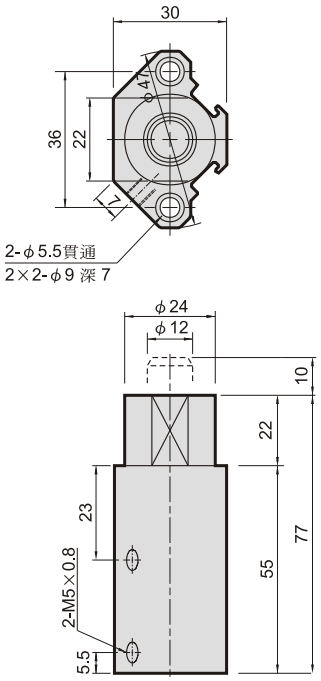


### MSBS φ32-20

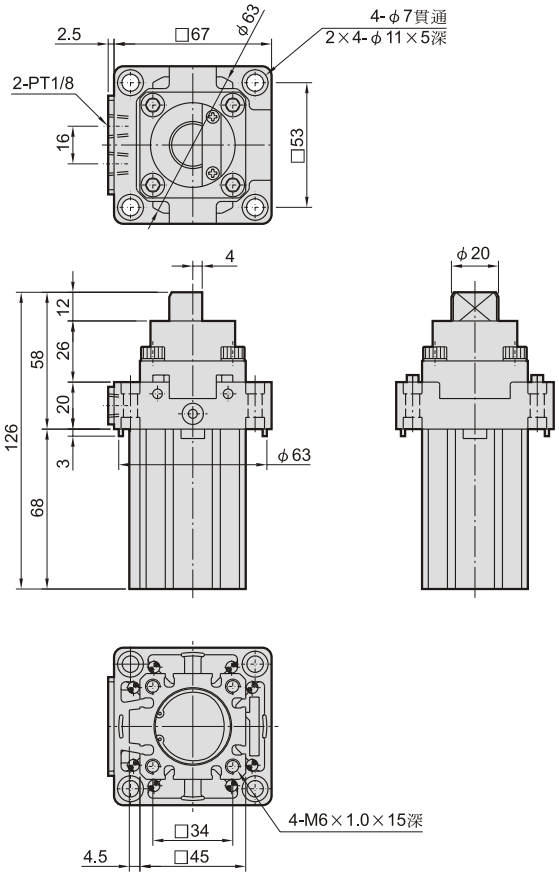

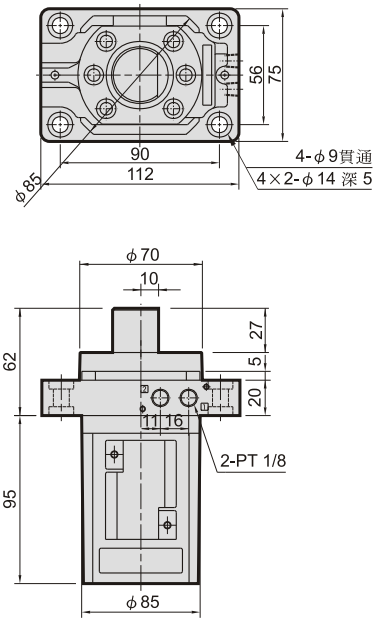
### MSBS φ50-30